

S.No	Grade	Page No
2	Grades PPI & PPII	1-10
3	Grade III	11-12
4	Grade IV	13
5	Grade V	14-17
6	Grade VI	18-21
7	Grade VII	22-23
8	Grade VIII	24
9	Grade IX	25
10	Children's Day Celebration	26
11	Indian Constitution Day 2021	27-28

Scholastic and co-scholastic report for the month of November 2021

Pre-Primary

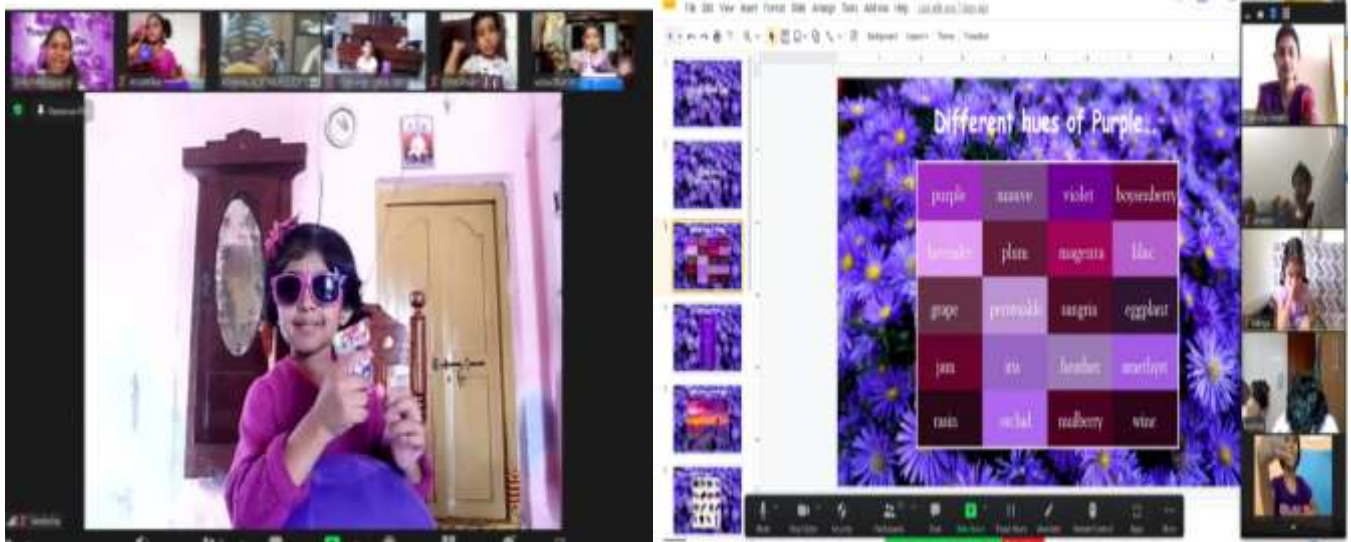
Purple colour day

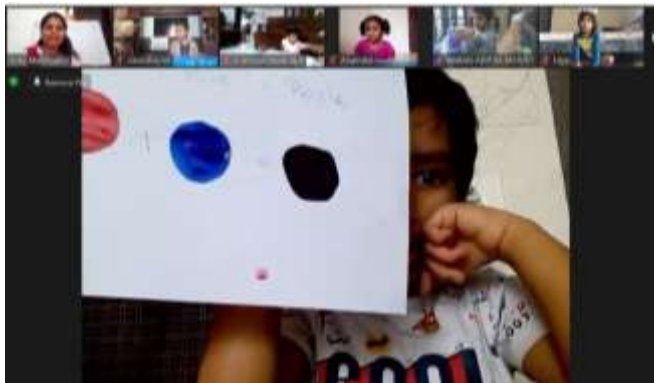
The colour purple has been associated with royalty, power and wealth. To make the students aware of purple colour, the day was celebrated in the month of November 2021. Children dressed in purple and came up with the activity based on the colour celebration. Children were shown videos of different animals, flowers and fruits in purple along with reinforcement of colour gave an excellent outcome.

Little ones did colour mixing activity to get purple. Kids also participated in making lavender flower making craft.

Children brought purple coloured favourite objects like toys, dolls, cars and flowers and they spoke few lines about it. The purpose of celebration with education was fulfilled.

It was a fun and frolic day for the Little ones...





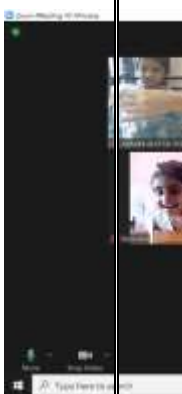


Diwali Celebration: "Light is the harbinger of joy, prosperity and eternal bliss of the soul." The students of Pre-primary, marked the 'Festival of Lights' on 3rd November, 2021, enjoyed the show bringing the spirit of love, faith and devotion and took us all through the beautiful story of Rama in a virtual platform. The epic unfolded the journey of the fight between the ego and the virtue, the good and the evil. The children later enjoyed the activities such as 'Diya Painting' and the teacher explained the safety measures to be taken during the festival and also understood and appreciated the importance of celebrating the festival in an Eco-Friendly way.



Field Trip To Fire Station

PP1 Kids visited the virtual field trip to fire station, where they learnt about the parts of the fire truck, tour the station house, learn the importance of a fire drill and exit signs and demonstrate how to "Stop, Drop, and Roll." Students also did a science experiment, 'Combustion' using candle and a glass, related to the theme of the field trip. Student were engaged doing the experiment with inquisitiveness and a surprise.

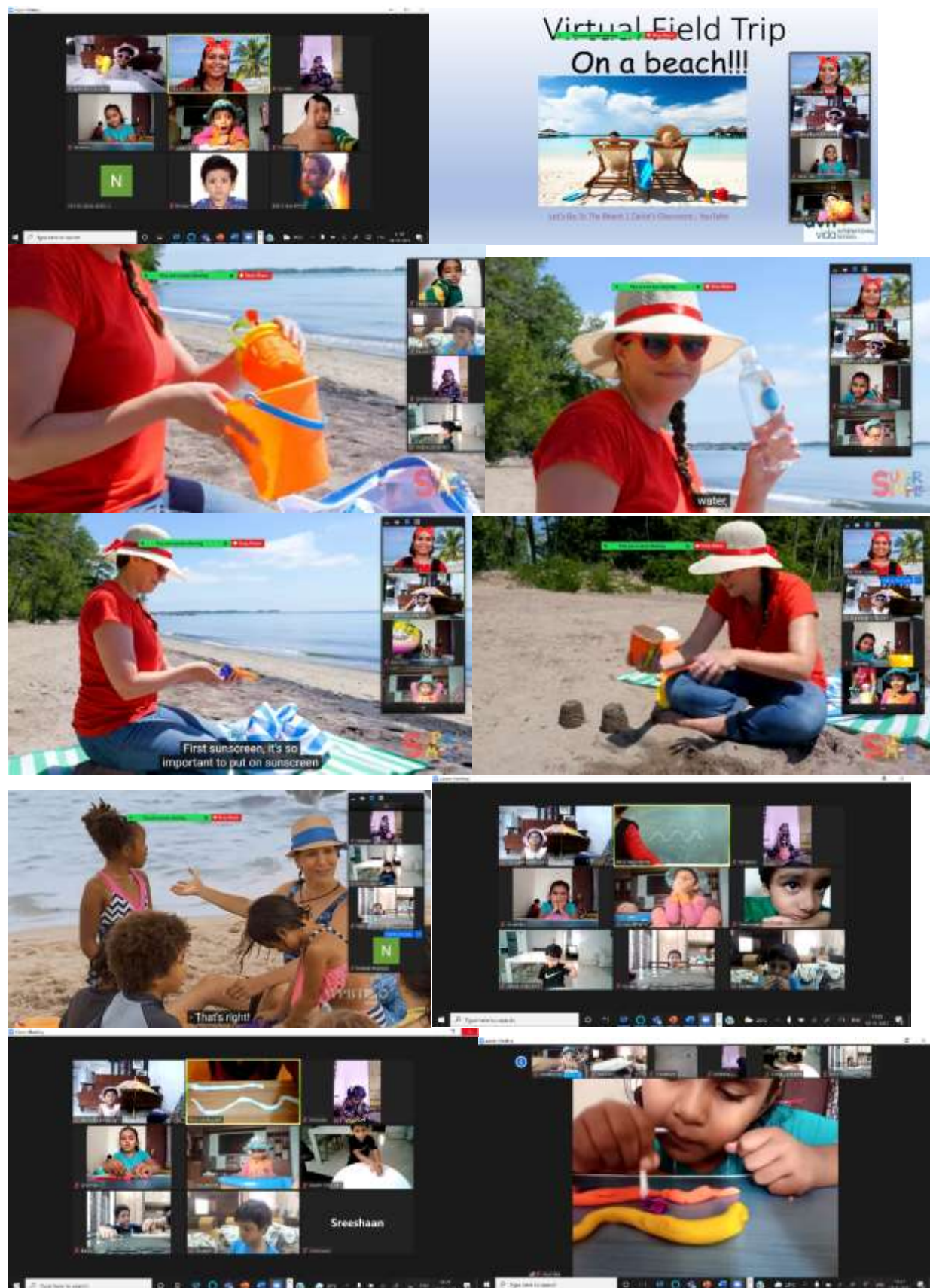


Virtual Field Trip To The Beach!

PP1 kids went on a virtual trip to the beach! They learnt sun safety, met lifeguards, learn to read beach safety signs, found seashells, splashed in the ocean, and played beach ball. Students also did hands on activity by making wave patterns with play dough and blowing piece of paper through the wave using a straw. Students made their boats and sang along, 'Row Row Row Your Boat.' The little sailors of AVN also understood the importance of keeping the ocean clean and how the rubbish such as, 'Plastic, metal, etc' must

be discarded in a right place to protect the marine life. Little kids were engaged in meaningful activity by picking up plastic wrappers and packets from the bucket full of water and discarding them in the right place.

This made our young change makers feel proud of themselves also well as achievers of greater good!

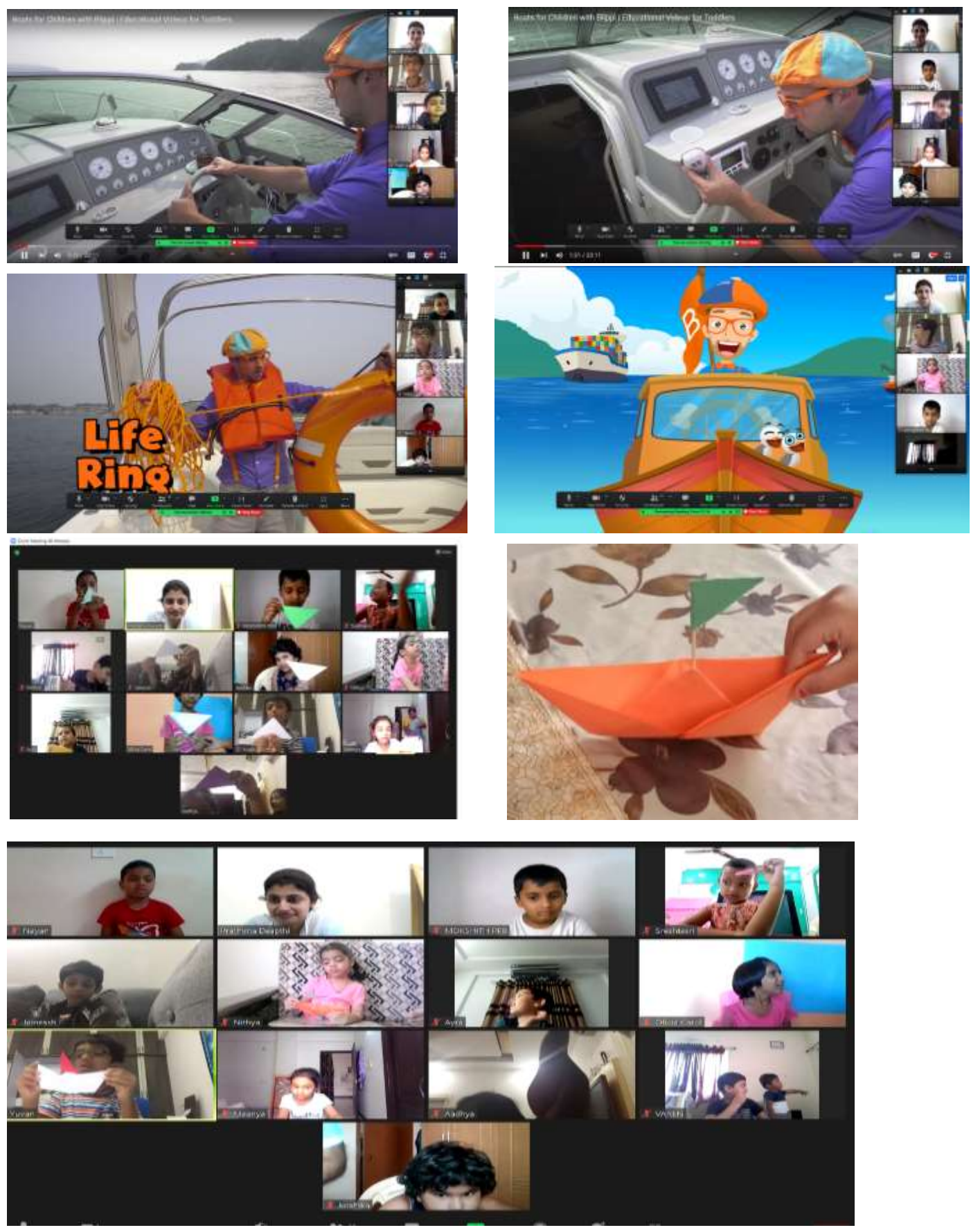








PP2 Kids visited the virtual field trip to Marina, where they learn about the different parts of the boat like compass, navigator, radio, steering, horn and uses. Kids also tour the Marina, learn the importance of life jacket, life ring. Students also learn about different kinds of boats like cargos, aircraft carriers, cruise and their working. Students did craft of origami boat, related to the theme of the field trip. Students were engaged doing the craft and had fun.





Grade 3

Subject: Mathematics





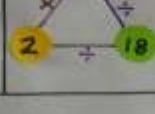
Students did an activity to show that multiplication and division are related. They explained the relationship between the multiplication and division giving various examples.

This activity helped students to understand the relationship between the multiplication and division.

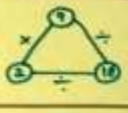


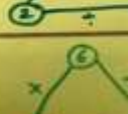

They now are able to relate the relationship between multiplication and division with any number.

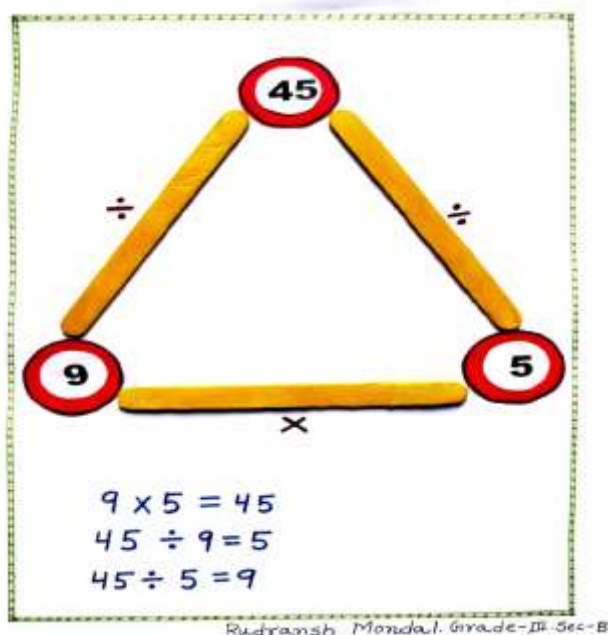
They enjoyed in relating the various numbers with multiplication and division operation.

K. Lasya chandrika - 3B

1.	$5 \times 4 = 20$		$5 \times 4 = 20$ $20 \div 4 = 5$ $20 \div 5 = 4$
2.	$8 \times 3 = 24$		$8 \times 3 = 24$ $24 \div 3 = 8$ $24 \div 8 = 3$
3.	$6 \times 5 = 30$		$6 \times 5 = 30$ $30 \div 5 = 6$ $30 \div 6 = 5$
4.	$7 \times 8 = 56$		$7 \times 8 = 56$ $56 \div 8 = 7$ $56 \div 7 = 8$
5.	$9 \times 2 = 18$		$9 \times 2 = 18$ $18 \div 2 = 9$ $18 \div 9 = 2$

MATHS SEA ACTIVITY

1.	$9 \times 2 = 18$		$9 \times 2 = 18$ $18 \div 2 = 9$ $18 \div 9 = 2$
2.	$8 \times 5 = 40$		$8 \times 5 = 40$ $40 \div 5 = 8$ $40 \div 8 = 5$
3.	$3 \times 2 = 6$		$3 \times 2 = 6$ $6 \div 2 = 3$ $6 \div 3 = 2$
4.	$5 \times 2 = 10$		$5 \times 2 = 10$ $10 \div 5 = 2$ $10 \div 2 = 5$
5.	$6 \times 2 = 12$		$6 \times 2 = 12$ $12 \div 6 = 2$ $12 \div 2 = 6$



MATH PROJECT

	Multiplication	Division
1.	$4 \times 4 = 16$	$\frac{16}{4} = 4$
2.	$3 \times 3 = 9$	$\frac{9}{3} = 3$
3.	$4 \times 5 = 20$	$\frac{20}{4} = 5$
4.	$5 \times 6 = 30$	$\frac{30}{5} = 6$
5.	$7 \times 7 = 49$	$\frac{49}{7} = 7$
6.	$6 \times 4 = 24$	$\frac{24}{6} = 4$
7.	$3 \times 8 = 24$	$\frac{24}{3} = 8$
8.	$5 \times 7 = 35$	$\frac{35}{5} = 7$
9.	$2 \times 2 = 4$	$\frac{4}{2} = 2$
10.	$6 \times 8 = 48$	$\frac{48}{6} = 8$

From: Rudransh
class: 3
section: 'A'

Subject: Social Science


Social Studies is a subject in which students learn about social responsibilities, relations, our country, natural phenomena's and world around us. Students learn lot of things during discussion of different ideas based on the lesson. Different teaching methods bring out different learning objectives from students. Students actively participated in speaking activity. They prepared charts on topic of favourite Festivals. They not only spoke about religious festivals but they also shared their views on their national festivals and harvest festivals. It was very interesting to learn from them.



Subject: Hindi(2L)

Activity: ---Collect, show and explain about some round objects.

Students of grade 3 as a part of the reading activity of chapter 6 “gol gol sansaar”, they searched some round objects found at home and explained about it.

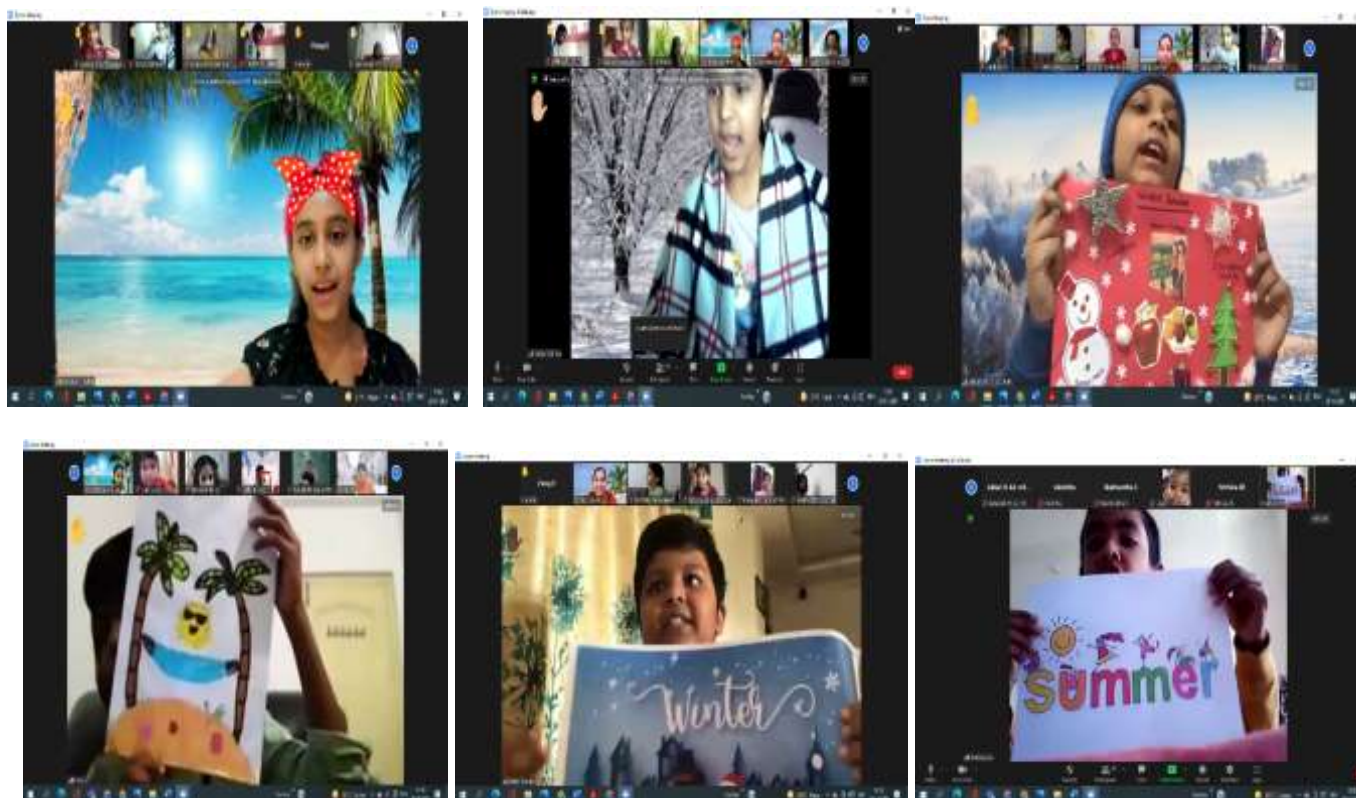


Grade 4

Subject: Social Science

ACTIVITY- Speaking activity about any one of your favourite seasons.

In this activity, Grade 4 students learnt about differences between climate and seasons. They collected information and pictures of different seasons and talked about the different fruit and vegetables which are ready to eat at different times of the year. Children discussed about their favourite seasons and thinking about the things that may be observed in each season and why they mostly like that season in particular and its features, the clothes worn and activities that might be carried out. They showcased their beautiful handmade creative drawings and posters about their favourite season and some children dressed like how they dress up accordingly in different months of the year like wearing cotton clothes, sunglasses, shorts and tee shirt or warm blanket or sweater and caps. Students could learn about the four seasons and the characteristics of each season, understand that there are places around the world that do not experience all four seasons. They could describe why it is important to learn about the different weather patterns and seasons. Read, research, write, draw and share findings about one of their favourites of four seasons. Learning about the seasons helps children understand the passage of time and teaches them about change. While some seasonal changes are more obvious (like changes in the weather), there are many important subtle differences related to each season, like changes in the type of food that is available and dressing or wearing clothes accordingly to the prevailing climatic conditions.



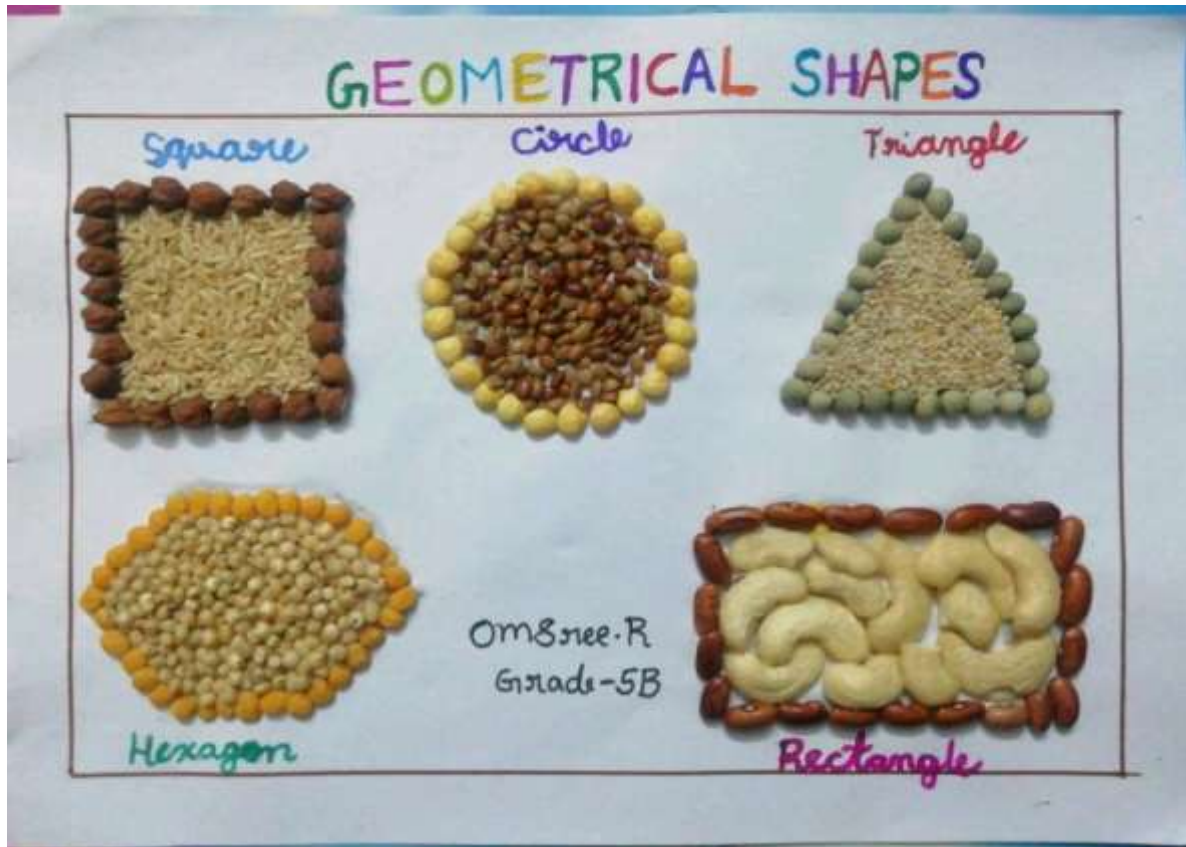
Grade 5

Subject: Mathematics:

Students did an activity on geometrical shapes. They have drawn the different types of geometrical shapes and decorated creatively using grains.

Students understood the concept of various geometrical shapes and are able to identify the different shapes and name them.

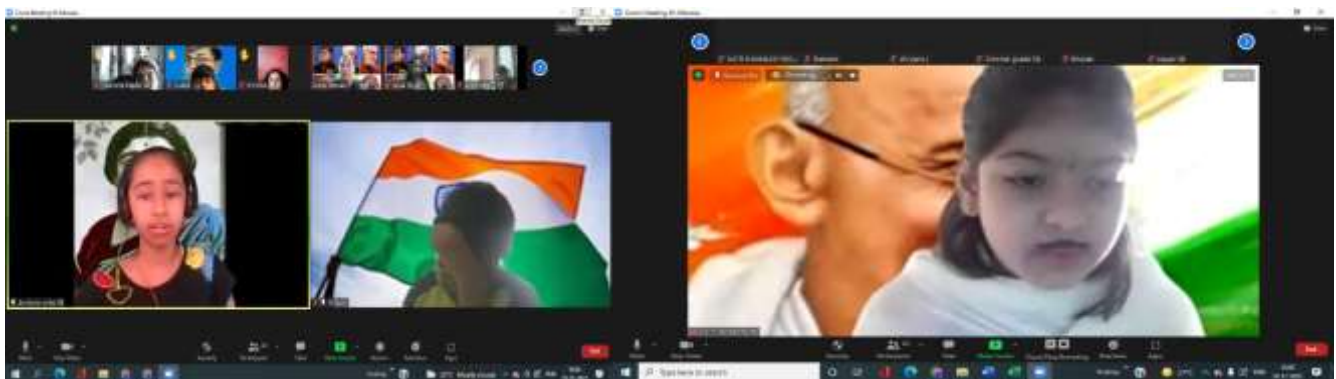


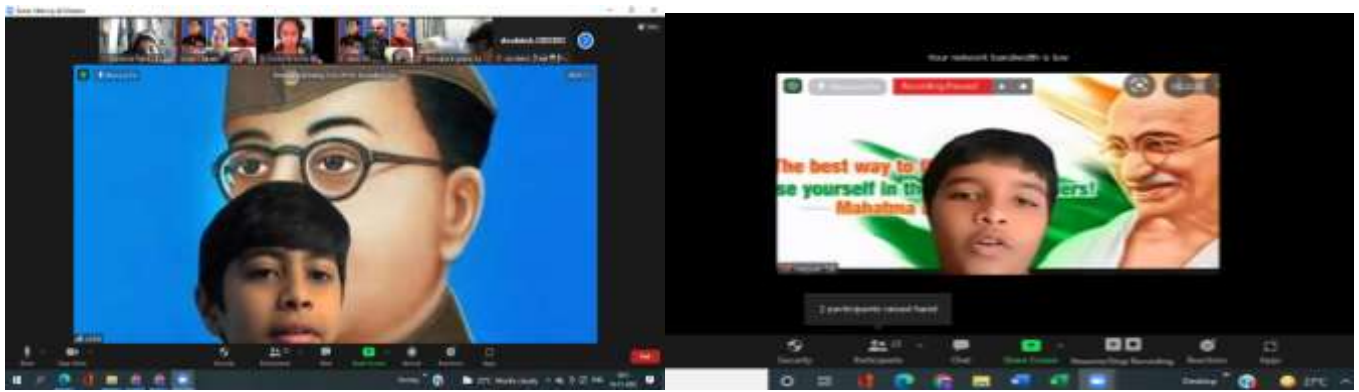


Subject: Social Science

ACTIVITY- Gather the information about various freedom fighters of India and role play activity.

Students of Grade V gathered and collected information about various freedom fighters of India who have sacrificed their lives in the freedom struggle. They also did role play about freedom fighters, quoted their famous quotations and sayings and explained about their freedom struggle. They displayed great respect we have towards our freedom fighters who gave their lives for Independence. They also learnt how India during its freedom struggle have proved that biggest challenges could be overcome by following the principle of Ahimsa. Students learnt about their lives and sacrifices exemplified – virtues that we can learn from, imbibe, and propagate, in order to strengthen ourselves as individuals, and as a nation. They did role play and spoke about great leaders like Mahatma Gandhi, Subhash Chandra Bose, Rani Laxmi Bai, Bhagat Singh and Sarojini Naidu; These brave men and women of India's freedom struggle have represented differing philosophies, different ideologies and students learnt through life lessons from their lives and our country's greatness. They also learnt about the leadership qualities and qualities of our brave freedom fighters like, Courage, non-violence, love for our nation, independent thinking, kind heartedness, honesty, humility, compassion, inspiration, empathy, and determination. Children also learnt about the great sacrifices made by the freedom fighters for our country. Children also developed the spirit of patriotism through this activity.

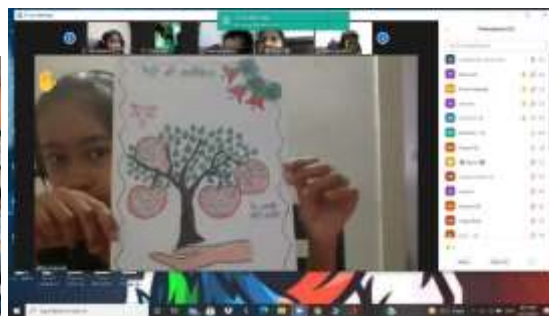
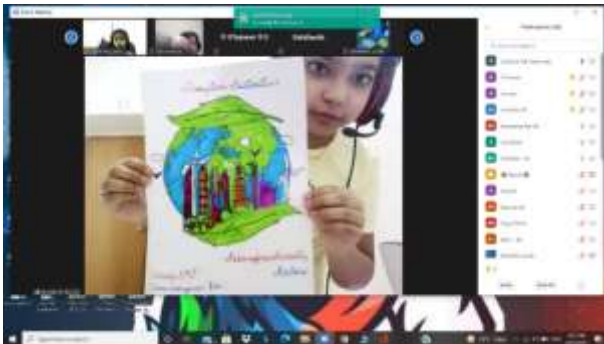


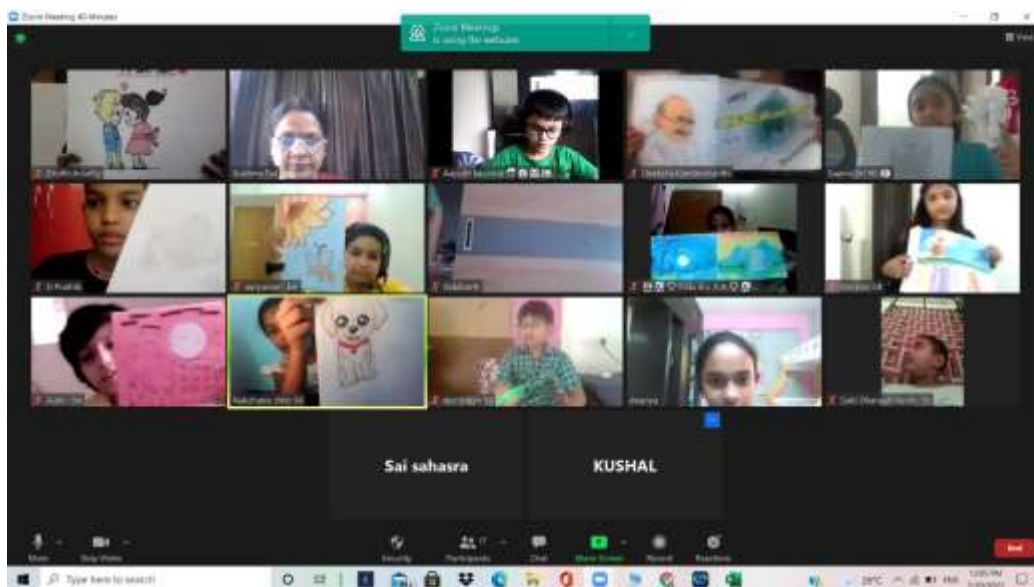


Subject: Hindi

Students of class 5th were assigned to write a paragraph on our vidyalay. They presented the assigned work in a creative and organized manner and we also had an interactive session related to the topic. The students were amazed by the important information which they gained due to the project. Here are some pictures of that activity.

Objective---To develop the vocabulary, thinking, brain storming skills and to improve language skills.





Subject: Science

Communicable diseases/Allergy/obesity

Students made the chart on communicable diseases/obesity.

They gather information and pasted informative pictures with textbook reference, which provides the knowledge about causes, way of prevention and even the symptoms of diseases and even about obesity which is very important in this current situation.

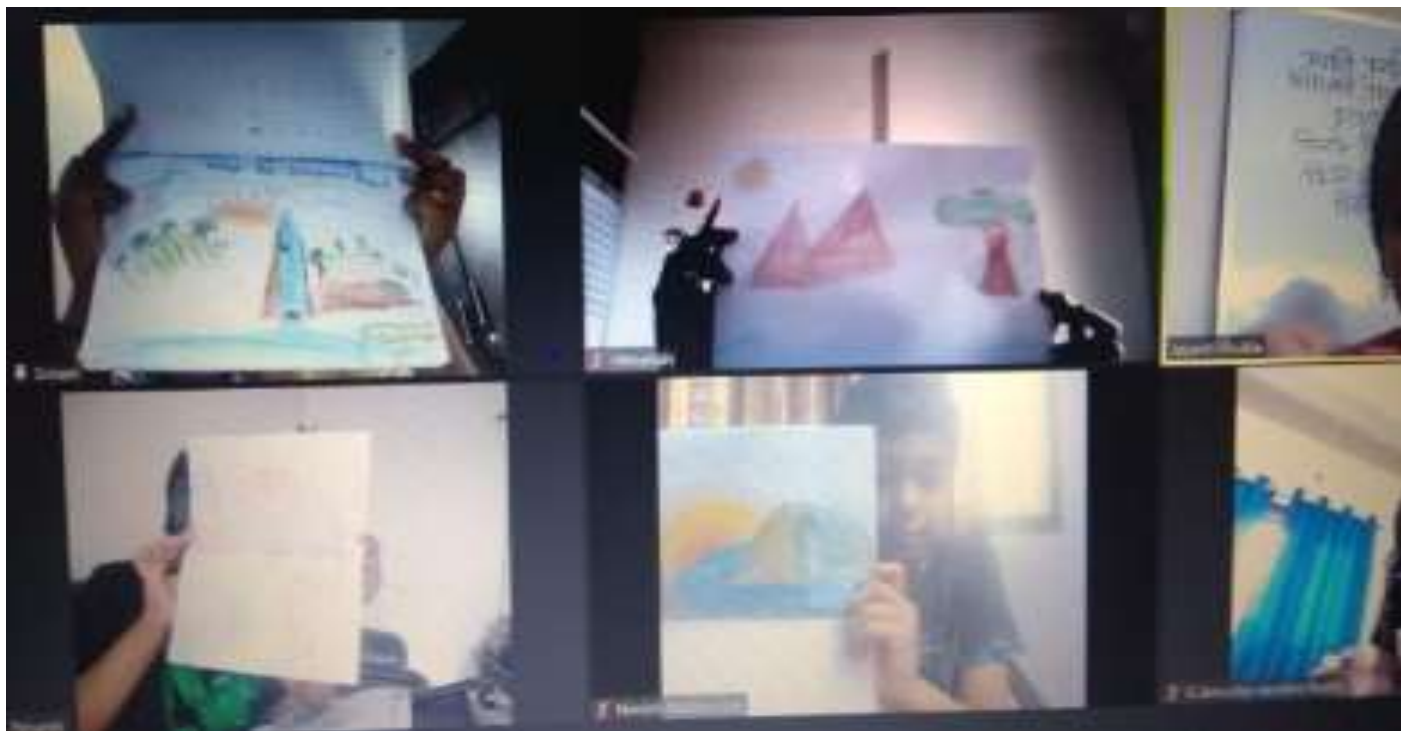


Subject: Hindi(3L)

Activity: - Draw and color any natural object.

Objective---To develop the vocabulary, thinking, brain storming skills and to improve language skills.

Students of class 5 as a part of the reading activity of chapter 5 paani ka patr dhara ke naam”, they made a beautiful scenery of the natural resources from where we can find the water . They Colored it and decorated it beautifully. After completed this They showed it in the class. Here are some pictures of that activity.



Grade6

Subject: Science

Chart making on habitat and adaptation

Students made chart on habitat of different animals and explained how they have adapted to their habitat by acquiring different unique characteristics. They gathered information of different animals and their habitat from different resources and even with reference of textbooks.

POLAR BEAR

Zebras are well known for their stripes. This adaptation serves two purposes.

Its main predator, the lion, is colorblind. When the zebra stands in tall grass the shadows of the grass blend into the stripes of the zebra.

Zebras live in herds. The stripes make it confusing for the lion when they all start running around. The lion may get disorganized and miss the prey.

ZEBRA

Zebras stripes are like our fingerprints... every zebra has a unique pattern.

EESHA VI


WHALE



Subject: Social Science

ACTIVITY- Model making of water cycle or Model of Earth showing continents and oceans

Students of Grade 6 made models of water cycle and models of Earth showing continents and oceans. The students learnt that the water cycle is an extremely important process because it enables the availability of water for all living organisms and regulates weather patterns on our planet. If water didn't naturally recycle

itself, we would run out of clean water, which is essential to life. They could also understand that the hydrologic cycle, or water cycle, essentially explains the processes water goes through to get from evaporation to rain to our drinking water. This activity could help them better understand the importance of our drinking water supply, of the many processes involved in the water cycle, the most important processes that include evaporation, transpiration, condensation, precipitation, and runoff and as well as important processes that the Earth goes through. This cycling of water is intimately linked with energy exchanges among the atmosphere, ocean, and land that determine the Earth's climate and cause much of natural climate variability. They also learnt the importance to learn about continents and oceans. Understanding about the different continents and oceans helps students build a better understanding about the world around them. Introduce them to places and cultures beyond their everyday experiences, and teach them their role as responsible global citizens. This activity of Geography helps them to understand basic physical systems that affect everyday life. How water cycles and ocean currents work are all explained which are important systems to monitor and predict in order to help lessen the impact of disasters.






Subject: Hindi(2L)

Students of class 6th were assigned to write 10 words of pratyay and upsarg and also their varnvichhed . They presented the assigned work in a creative and organized manner and we also had an interactive session related to the topic due to which their vocabulary, speech and fluency in hindi got very much better .

Objective---To develop the vocabulary, thinking, brain storming skills and to improve language skills.



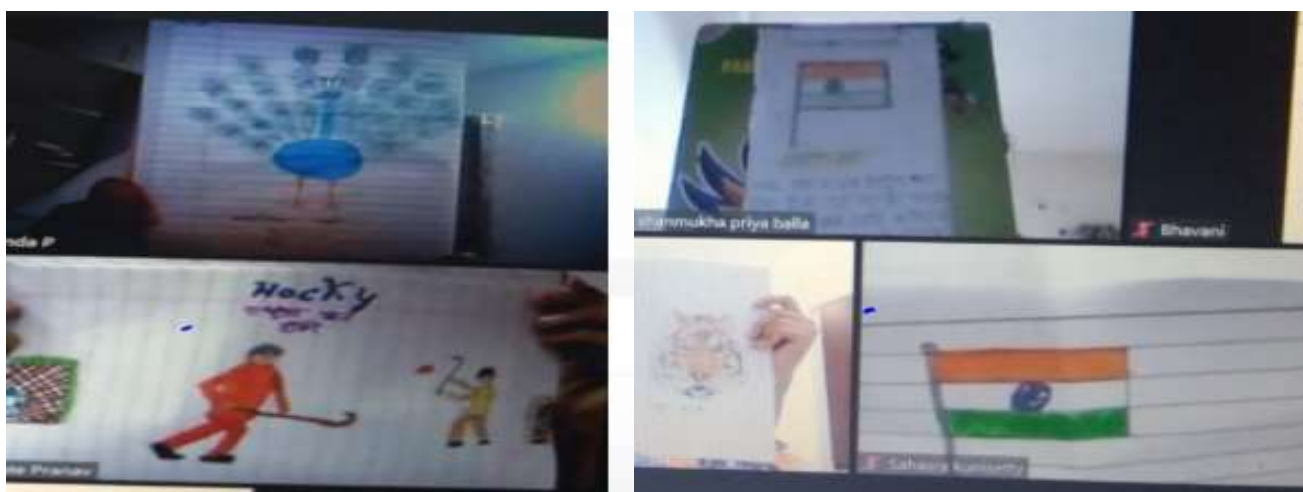


Subject: Hindi (3L)

Activity: - Draw and colour any national symbol.

Students of class 6 as a part of their learning process, done an activity for the chapter 6” Subramanyam Bharati “. They have given to draw a picture of any national symbol. This activity was given to the students to make it on an A4 size sheet. They draw, colored and decorated it beautifully. After completing this activity, they showed it in the class. Here are some pictures of that activity.

Objective---To develop the vocabulary, thinking, brain storming skills and to improve language skills.



Grade7

Subject: Science

Poster making on water cycle and rainwater harvesting


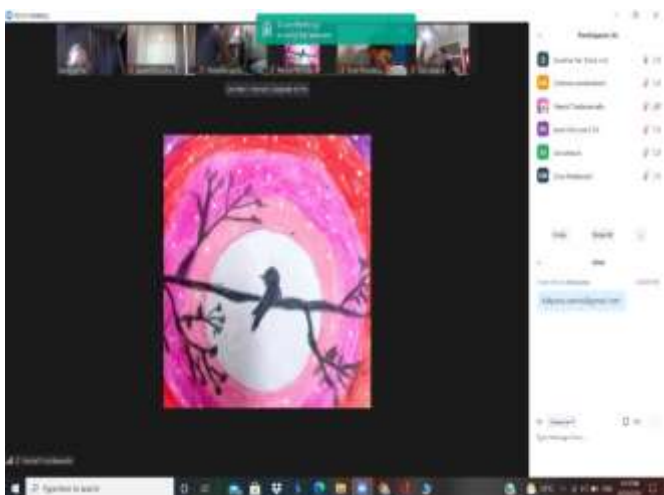
Students made the poster on water cycle and rainwater harvesting in very creative way which enhance their knowledge and even boost their interest in the concept

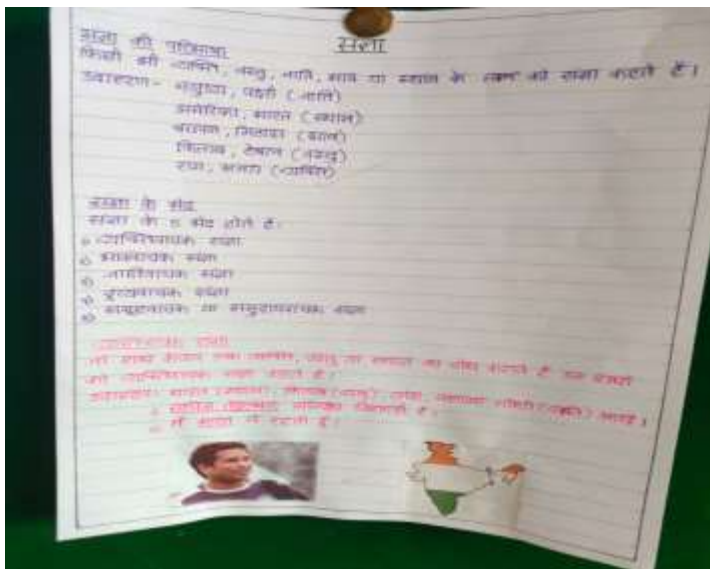


Subject: Hindi (2L)

Students of class 7th were assigned to write about sangya and types of sangya and also present in the class in nice manner . They presented the assigned work in a creative and organized manner and we also had an interactive session related to the topic due to which their vocabulary, speech and fluency in hindi improved .

Objective---To develop the vocabulary, thinking, brain storming skills and to improve language skills.






Subject: Hindi (3L)

Activity: - Draw and explain about any Animal.

“Students of class 7 as a part of activity based learning for chapter 4 “sher hua dher”, made a beautiful drawing of the animals, mentioned in lesson 4. This activity was given to the students to make it on an A4 size sheet. They made picture, colored and decorated it beautifully. After completing this they shared their presentation with the class. Here are some pictures of that activity.

Objective---To develop the vocabulary, thinking, brain storming skills and to improve language skill.



Grade8

Subject: Hindi

Students of class 8th were assigned to write 10 words of upsurge and pratyay and all the words vornichhed also . They presented the assigned work in a creative and organized manner and we also had an interactive session related to the topic due to which their vocabulary, speech and fluency in hindi got very much better.

Objective---To develop the vocabulary, thinking, brain storming skills and to improve language skills.



Subject: Hindi (3L)

Activity: - Draw and colour any national symbol.

“Students of class 8 as a part of their activity based learning for chapter 7 “hum haarey na wo haarey”, explained about the glory of our country .So, they presented the drawing activity of our national symbols. This activity was given to the students to make it on an A4 size sheet. They made beautiful pictures, colored and decorated it beautifully. There presentations was shared in the class. Here are some pictures of that activity.

Objective---To develop the vocabulary, thinking, brain storming skills and to improve language skills.


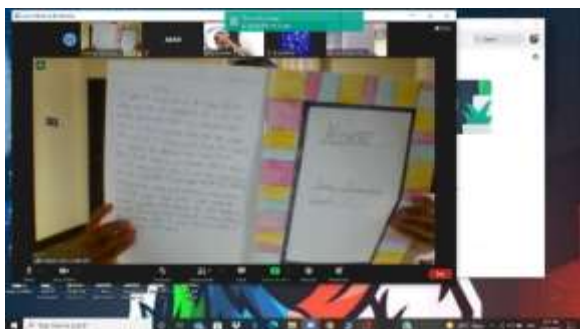


Grade 9

Subject: Hindi

Students of class 9th were assigned to write savaad lekhan about NEW Education Policy between two students. They presented the assigned work in a creative and organized manner and we also had an interactive session related to the topic due to which their vocabulary, speech and fluency in hindi improved.

Objective---To develop the vocabulary, thinking, brain storming skills and to improve language skills.



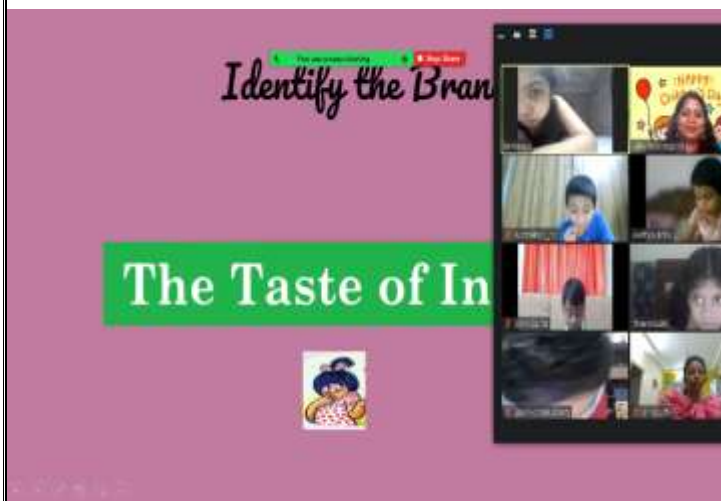
CHILDREN'S DAY CELEBRATION

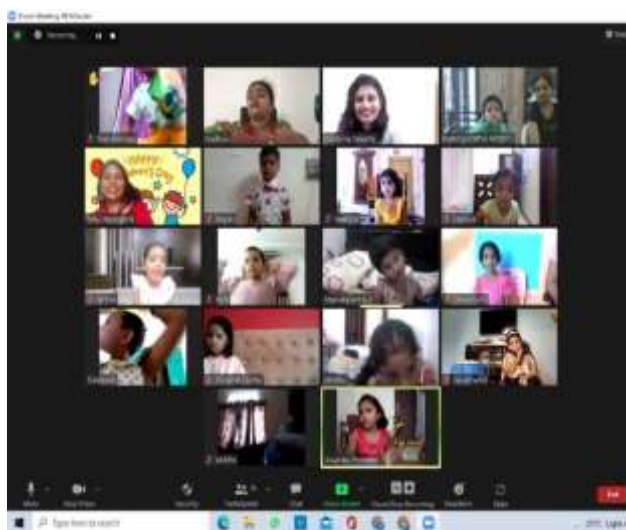
“Every child is a different kind of flower and all together makes this world a beautiful garden.”

November 14 is celebrated as Children's Day every year in India. The special day is celebrated in remembrance of India's first Prime Minister Jawahar Lal Nehru, born on November 14, 1889, he was also known as Pandit Nehru. Nehru, who was fondly called Chacha Nehru or simply Chachaji, was very popular amongst children for his love. November 14 marks Nehru's devotion to welfare, education and development of children and young people.

A day marking childhood, and to make this event a memorable for our little ones, AVN Vida School, commemorated children's day on 15th and 16th November both on Virtual and Physical platform of school. The day focused on children and their enjoyment. The day commemorated with immense joy, enthusiasm and magnificence. From our tiny tots of Preschool to Grade-II came dressed up in colourful clothes and brought their favourite lunch. The celebrations began with the Special assembly presented by Grade-II children, followed by variety of fun filled activities and games planned by the teachers for their children. The teachers made Children's Day special for their children by involving them into various games like, musical chair, I am the lucky one, book balancing, guess the brand name, 1min... etc. Children also enjoyed short. All the children were given chocolates and some valuable gifts as a token of love from their teachers. The day was culminated with lots of joy, laughter and happiness.







Indian Constitution Day 2021:

Constitution Day also known as ‘Samvidhan Divas’, is celebrated in our country on 26 November every year to commemorate the adoption of the constitution of India. On 26 November 1949, the Constituent Assembly of India adopted the Constitution of India, which came into effect on 26 January 1950.

An important part of the celebrations was the reading of the Preamble and reaffirming our commitment to uphold it. Students along with their teachers read the preamble as a part of the celebration.

President Ram Nath Kovind, Prime Minister Narendra Modi and other political leaders addressed the Constitution Day event in the Central Hall of Parliament and said that the development journey of India has been progressing on the strength of our Constitution.

The live session was telecasted at AVN Vida International school for students to understand their roles and responsibilities as an Indian citizen.

